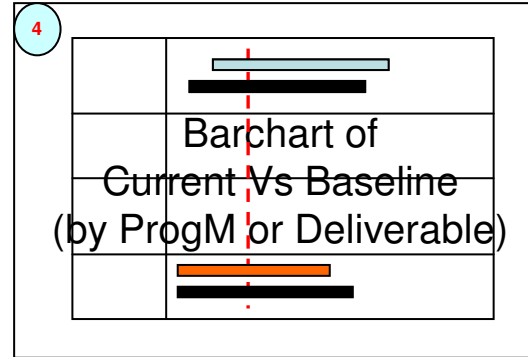
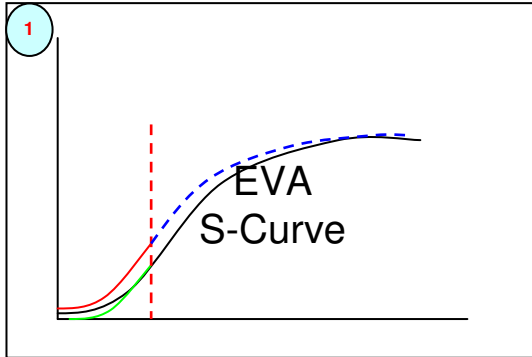



# PMO – Dashboard Report

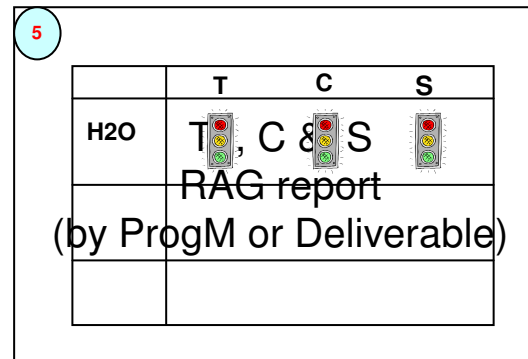
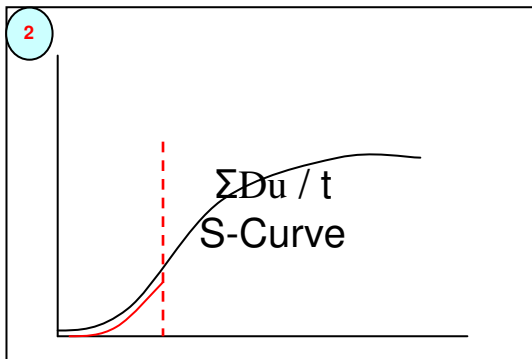
Month October 2005, Period 7, Year 1




7



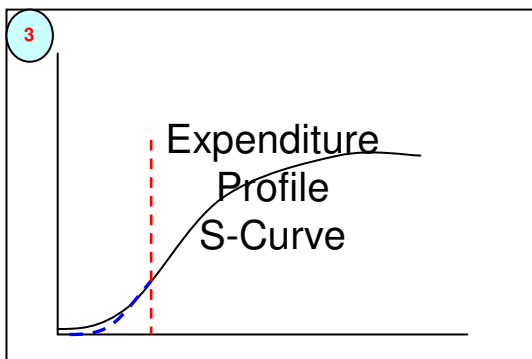
Risks Report  
(by ProgM or Deliverable)  
No. of RAG Risks  
Current Vs Previous Mth



8



Issues Report  
(by ProgM or Deliverable)  
No. of RAG Issues  
Current Vs Previous Mth



6

Cost Variance Report  
(by ProgM or Deliverable)  
(Current Vs Previous Mth  
Vs Baseline and  
mitigating actions)  
(see separate example)

9

Safety report:  
1) No. of Incidents  
Current Vs Previous Mth  
2) No. of Incident free  
Hours worked